





HALLOWEEN
KID'S CORNER
ACTIVITY BOOK



WCU CREDIT UNION



HALLOWEEN WORD SCRAMBLE

Instructions: Unscramble the letters to find the words from the list below.

1 **ASTB** _____

2 **WHITC** _____

3 **PNPIMKU** _____

4 **SOHGT** _____

5 **YUMMM** _____

6 **OBORM** _____

7 **TOSEUMC** _____

8 **BTOCEOR** _____


9 **CNYAD** _____

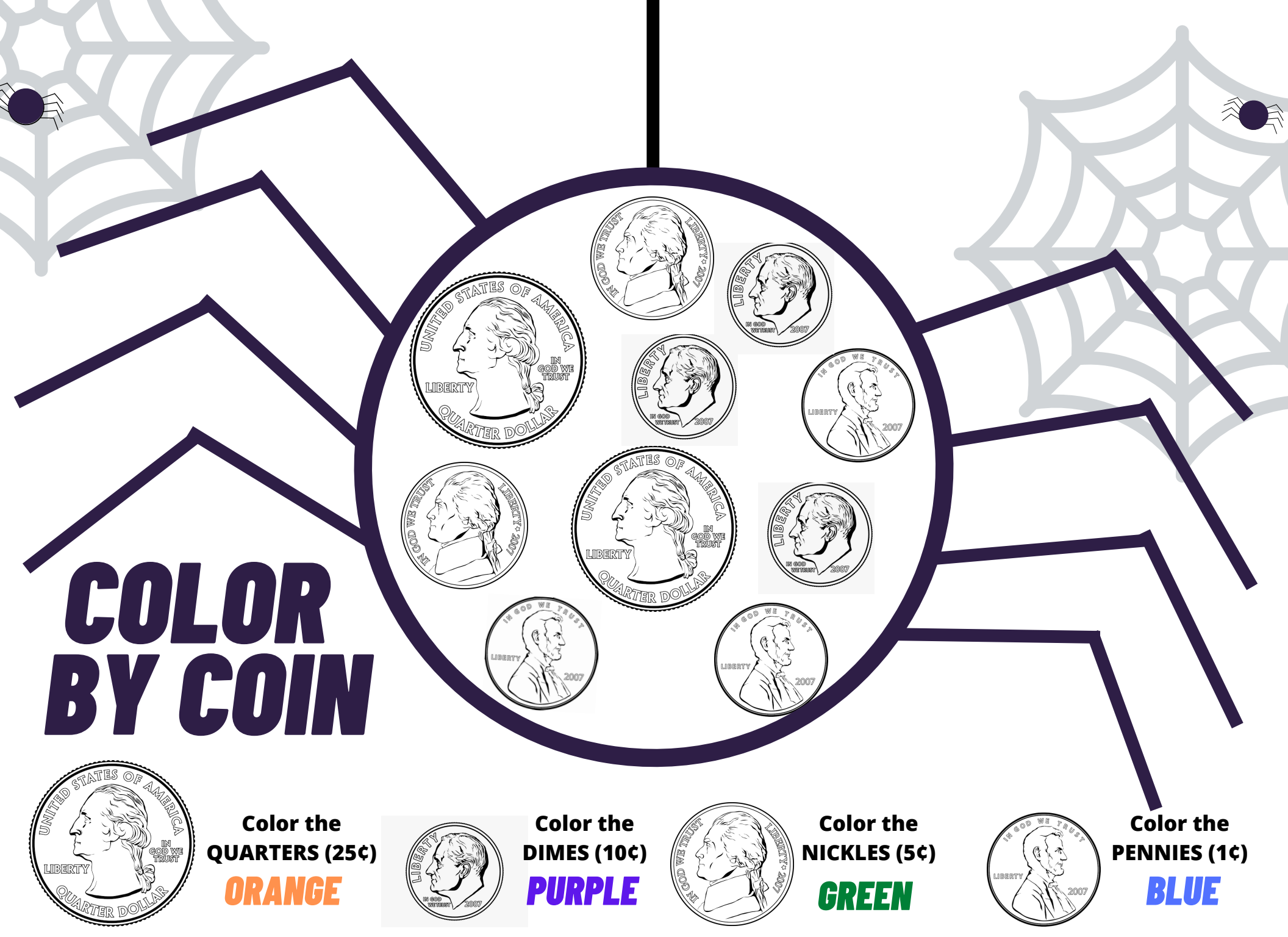
10 **RESPDI** _____

11 **RATTE** _____

12 **CIKRT** _____

- CANDY • PUMPKIN • MUMMY
- TREAT • SPIDER • OCTOBER
- BROOM • TRICK • GHOST
- BATS • WITCH • COSTUME





COLOR BY COIN



Color the
QUARTERS (25¢)
ORANGE



Color the
DIMES (10¢)
PURPLE




Color the
NICKLES (5¢)
GREEN



Color the
PENNIES (1¢)
BLUE


HAPPY HALLOWEEN



PAPER TUBE BATS CRAFT

MATERIALS:

- Cardstock/construction paper (black & white)
- Paint in your choice of color
- Empty toilet paper tubes
- Glue, scissors, tape
- Googly eyes



STEP 1:

Paint the toilet paper tubes

STEP 2:

Draw a bat wing on black paper & cut out 2 per bat

STEP 3:

Glue your googly eyes to the dry toilet paper roll & fold in top of tube to look like ears.

STEP 4:

Glue the paper wings to the back of the tube

STEP 5:

Cut out tiny white triangles & glue them to the front as teeth.

